

KETTLER

Wireless Parasol Speaker with LED Lights

PLSPEAKER2



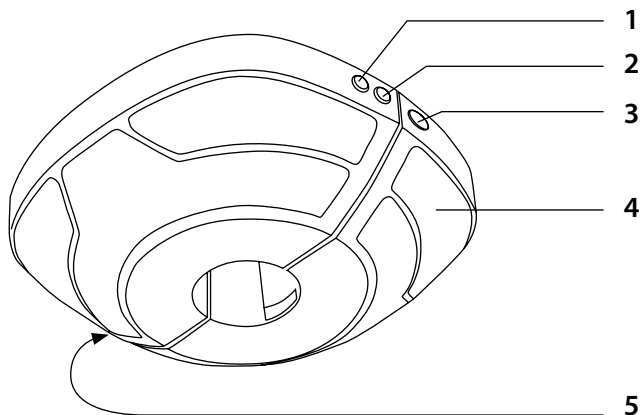
IMPORTANT

PLEASE KEEP THIS BOOKLET FOR FUTURE REFERENCE.
THIS IS IMPORTANT INFORMATION REGARDING THE USE AND
CARE OF YOUR GARDEN FURNITURE.

Wireless Parasol Speaker with LED Lights

Functions

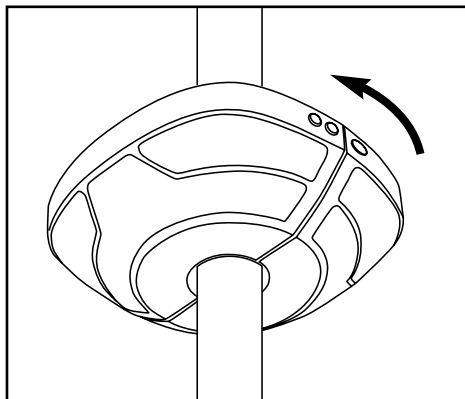
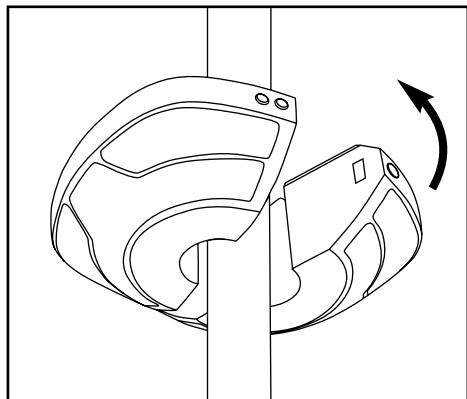
1. Wireless Button
2. LED Light Power Button
3. Unlock Button
4. LED Light
5. Charging Port



Helpful advice before you begin:

1. We suggest you spend a short time reading through this leaflet and then follow the simple step by step instructions.
2. Do not discard any of the packaging until you have checked that you have all the parts and the pack of fittings.
3. Assemble this product on a soft surface.
4. Keep fittings out of children's reach.
5. Do not use any other tools other than those recommended to build this product.
6. Please do not use substitute parts. Use only additional or replacement parts supplied by Kettler.
7. In the unlikely event that this product has missing or damaged parts, please visit our website www.kettler.co.uk

Operating Instructions



Charging:

- Charge for 2-4 hours for the 1st charge.
- Plug the adapter in the charging port and plug into the power supply (100-240V).
- When charging the red light will light up and go off when fully charged.
- Always charge in a dry environment.

User guide:

- To turn on, hold down the power button for 3 seconds.
- Turn on your device's Wireless function and search for "Kettler".
- The run time is approx. 6-10 hours.
- To turn the light on/off press the "LED" button.

Warning:

- Wireless connectivity will turn off when not used for 15 minutes.
- The sound quality will be reduced when the battery is low.
- Use wirelessly for up to 8 - 10 metre range. Any more than this will affect the sound quality.
- Only one device can be connected at any one time.
- Do not allow the speaker unit to get wet.
- Store in a dry place when not in use.



For more information view our
'How-To' and maintenance videos:
kettler.co.uk/how-to-guides



For Your Safety

- This product may only be used for its intended purpose as furniture for residential properties.
- Check all components regularly for correct function, damage and loose connections especially at the start of the season and at 1-2 month intervals dependent on use.
- Damaged components may endanger your safety or shorten the life of the product. Replace all damaged parts immediately. Use only spare parts manufactured by Kettler. Should you wish to purchase spare parts, they can be ordered directly from: **www.kettler.co.uk/shop**
- Kettler will not be responsible for damaged caused by improper use.



Attention

- Whilst assembling this product keep out of the reach of children. (Choking hazard – contains small parts)
- Ensure that your working area is free of possible sources of danger, for example don't leave any tools lying around.
- Always dispose of packaging material in such a way that it may not cause any danger. There is always a risk of suffocation if children play with plastic bags!
- We reserve the right to make changes for technical reasons.

KETTLER

www.kettler.co.uk



PlanetMark



Warranty For Home Use

KETTLER parasols are covered by a
12 MONTH WARRANTY.

The warranty applies to domestic use only.

The warranty does not cover accidental damage (including wind damage) or mis-use.

To validate your warranty, register at www.kettler.co.uk and quote the product code from the front of this booklet.