

KETTLER

Novero Sun Lounger

C2103-0200



IMPORTANT

PLEASE KEEP THIS BOOKLET FOR FUTURE REFERENCE.
THIS IS IMPORTANT INFORMATION REGARDING THE
USE AND CARE OF YOUR GARDEN FURNITURE.

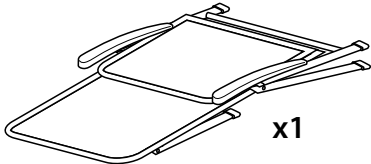

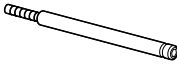

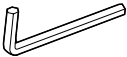


ASSEMBLY
TIME



PERSONS
REQUIRED

Parts List

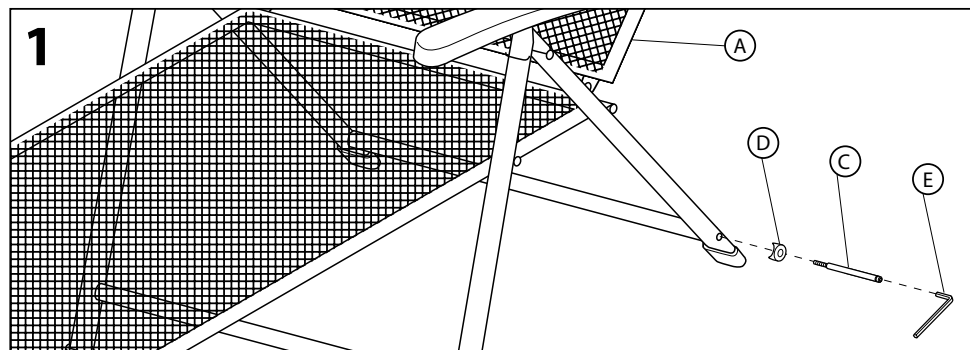
<p>(A) Pre-assembled Frame</p>  <p>x1</p>	<p>(B) Wheels</p>  <p>x2</p>	
<p>(C) Axle</p>  <p>x2</p>	<p>(D) Washer</p>  <p>x2</p>	<p>(E) Allen Key</p>  <p>x1</p>

Helpful advice before you begin:

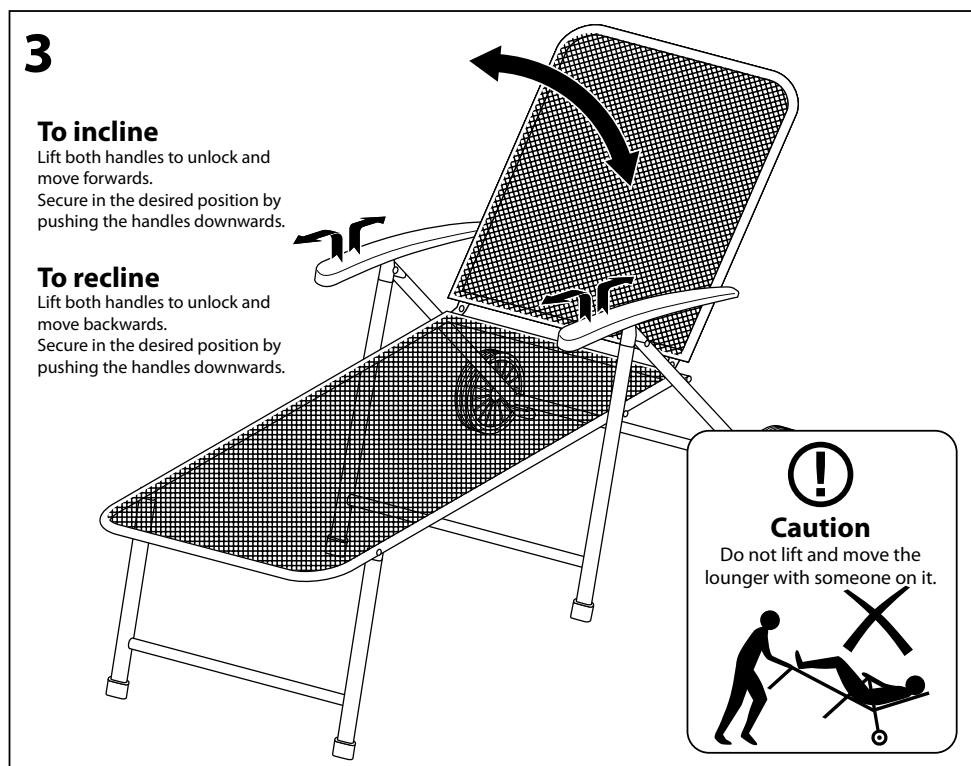
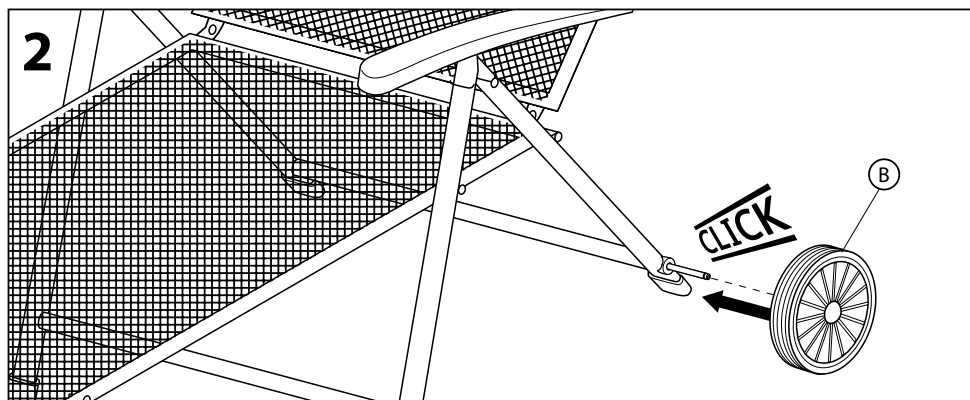
1. We suggest you spend a short time reading through this leaflet and then follow the simple step by step instructions.
2. Do not discard any of the packaging until you have checked that you have all the parts and the pack of fittings.
3. Assemble this product on a soft surface.
4. To ensure an easier assembly, we strongly advise that all fittings are only finger tightened during initial assembly. Only upon completion of the assembly should all fixing points be fully tightened.
5. Keep fittings out of children's reach.
6. Do not use any other tools other than those recommended to build this product.
7. Please do not use substitute parts. Use only additional or replacement parts supplied by Kettler.
8. In the unlikely event that this product has missing or damaged parts, please visit our website www.kettler.co.uk/shop.



Do not discard any of the packaging until you have checked that you have all the parts and the pack of fixings.



Assembly



For further information and spare parts visit our website www.kettler.co.uk/shop

For Your Safety

- This product may only be used for its intended purpose as furniture for residential properties.
- Check all components regularly for correct function, damage and loose connections especially at the start of the season and at 1-2 month intervals dependent on use.
- Damaged components may endanger your safety or shorten the life of the product. Replace all damaged parts immediately. Use only spare parts manufactured by Kettler. Should you wish to purchase spare parts, they can be ordered directly from: **www.kettler.co.uk/shop**
- Kettler will not be responsible for damaged caused by improper use.
- We recommend that you do not cover your furniture.



Attention

- Whilst assembling this product keep out of the reach of children. (Choking hazard – contains small parts)
- Ensure that your working area is free of possible sources of danger, for example don't leave any tools lying around.
- Always dispose of packaging material in such a way that it may not cause any danger. There is always a risk of suffocation if children play with plastic bags!
- We reserve the right to make changes for technical reasons.

KETTLER



www.kettler.co.uk



Warranty For Home Use

KETTLER furniture is covered by a
3 YEAR ANTI RUST WARRANTY against
rust causing failure.

The warranty applies to domestic use only.
If the product is damaged or chipped, rust
may occur, and will not be covered by this
warranty. If a product is accidentally damaged
you can obtain touch up paint from our
website **www.kettler.co.uk**

No warranty claims can be accepted without
a valid proof of purchase.